




USER MANUAL

DIE GRINDERS

MODELS : FG-50-1F, -2, -2BF



FG-50-1F

FG-50-2

FG-50-2BF

SPECIFICATIONS

| Model | Collet Size | | Capacity (Grinding Wheel) | | Rotational Frequency | Overall Length | | Mass | | Max. Air Consumption | | Air Inlet Thread Size | Air Hose Size | |
|-----------|-------------|-----|---------------------------|-------|----------------------|----------------|---------|------|------|----------------------|----------------------|-----------------------|---------------|-----|
| | mm | in | mm | in | | mm | in | kg | lb | m ³ /min | ft ³ /min | | in | mm |
| FG-50-1F | 6 | 1/4 | 32 | 1 1/4 | 18,000 | 191 | 7 33/64 | 0.80 | 1.76 | 0.43 | 15.2 | PT or NPT 1/4 | 9.5 | 3/8 |
| FG-50-2 | 6 | 1/4 | 32 | 1 1/4 | 18,000 | 180 | 7 3/32 | 0.75 | 1.65 | 0.43 | 15.2 | PT or NPT 1/4 | 9.5 | 3/8 |
| FG-50-2BF | 6 | 1/4 | 32 | 1 1/4 | 18,000 | 189 | 7 7/16 | 0.80 | 1.76 | 0.43 | 15.2 | PT or NPT 1/4 | 9.5 | 3/8 |

* Specify front or side exhaust when ordering.

The performance figures are at 0.63MPa (6.3bar).


⚠ Refer to "The Instructions and Warning for Safety Use" enclosed in each tool box.

FUJI AIR TOOLS CO., LTD.

2-1-14 Kamiji, Higashinari-ku, Osaka, 537-0003 Japan

Tel : (06) 6972-2335

Fax : (06) 6972-2250



BOLT & NUT SETTERS
SCREW DRIVERS

ABRASIVE TOOLS

DRILLS • TAPPERS

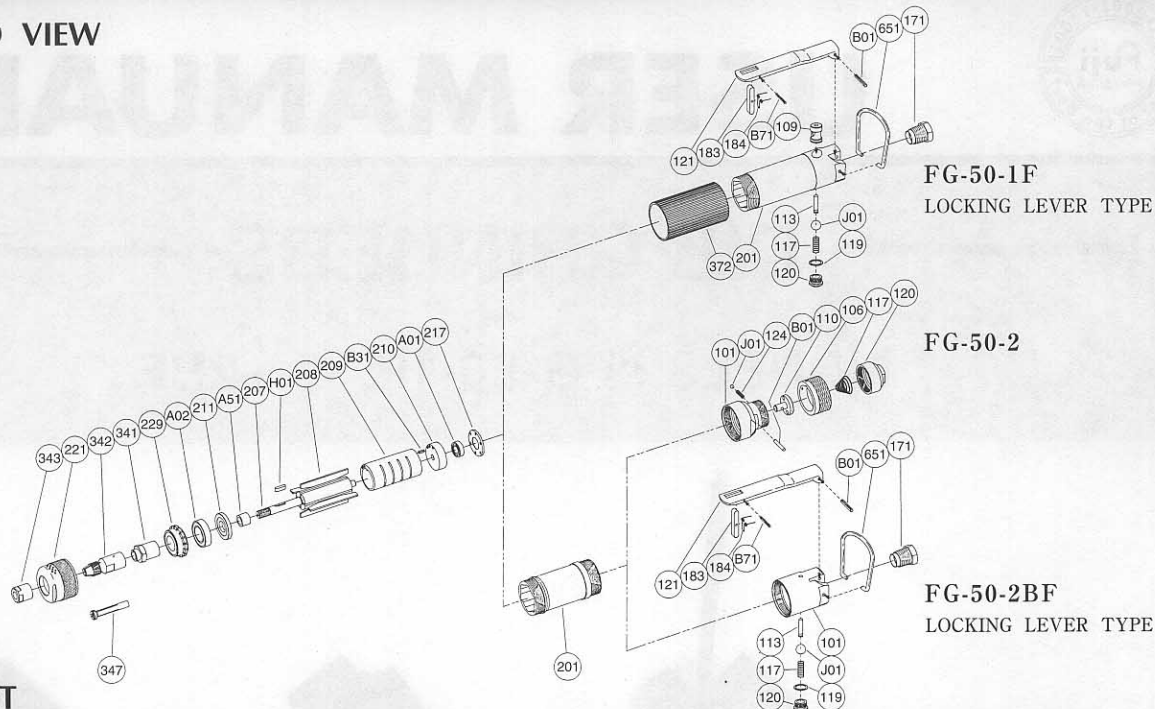
PERCUSSION TOOLS

AIR MOTORS & OTHERS

OTHER PRODUCTS

PARTS LIST MODEL: FG-50-1F, -2, -2BF

EXPLODED VIEW



PARTS LIST

| Index No. | Parts No. | Parts Name | Qt. |
|------------------|-------------|----------------------------|-----|
| FG-50-1F | | | |
| Ass'y No. | G-158006-01 | Housing Ass'y (PT) | |
| Ass'y No. | G-158006-03 | Housing Ass'y (NPT) | |
| 201 | G-158006-50 | Housing | 1 |
| (109) | G-144109-00 | Throttle Valve Bushing | 1 |
| 113 | G-144113-00 | Throttle Valve Rod | 1 |
| 117 | D-021117-00 | Throttle Valve Spring | 1 |
| 119 | D-021119-00 | T.V. Cover Packing | 1 |
| 120 | D-021120-00 | Throttle Valve Cover | 1 |
| 171 | IB-3020S0 | Inlet Bushing (PT) | 1 |
| | IB-302NS0 | Inlet Bushing (NPT) | 1 |
| B01 | SP-320 | Spring Pin | 1 |
| J01 | B-5/16U | Urethane Ball | 1 |
| Ass'y No. | A-122019-01 | Lock Lever Ass'y | |
| 121 | A-122121-00 | Throttle Valve Lever | 1 |
| 183 | G-144183-02 | Lock Key | 1 |
| 184 | G-144184-00 | Lock Spring | 1 |
| B71 | SP-218 | Spring Pin | 1 |
| FG-50-2 | | | |
| Ass'y No. | G-158001-00 | Housing Cover Ass'y (PT) | |
| Ass'y No. | G-158001-05 | Housing Cover Ass'y (NPT) | |
| 101 | G-158101-00 | Housing Cover | 1 |
| 106 | G-040106-A | Throttle Valve Handle | 1 |
| 110 | G-011110-00 | Throttle Valve | 1 |
| 117 | G-042117-00 | Throttle Valve Spring | 1 |
| 120 | G-011120-00 | Throttle Valve Cover (PT) | 1 |
| | G-011120-02 | Throttle Valve Cover (NPT) | 1 |
| 124 | G-005124-00 | Knock Spring | 1 |
| B01 | NR-318.8 | Needle Roller | 1 |
| J01 | B-3 | Ball | 1 |
| FG-50-2BF | | | |
| Ass'y No. | G-158001-06 | Housing Cover Ass'y (PT) | |
| Ass'y No. | G-158001-07 | Housing Cover Ass'y (NPT) | |
| 101 | G-158101-03 | Housing Cover | 1 |
| 113 | G-144113-00 | Throttle Valve Rod | 1 |
| 117 | D-021117-00 | Throttle Valve Spring | 1 |
| 119 | D-021119-00 | T.V. Cover Packing | 1 |

| Index No. | Parts No. | Parts Name | Qt. |
|--|-------------|---------------------------------------|-----|
| 120 | D-021120-00 | Throttle Valve Cover | 1 |
| 171 | IB-3020S0 | Inlet Bushing (PT) | 1 |
| | IB-302NS0 | Inlet Bushing (NPT) | 1 |
| B01 | SP-320 | Spring Pin | 1 |
| J01 | B-5/16U | Urethane Ball | 1 |
| Ass'y No. | A-122019-01 | Lock Lever Ass'y | |
| 121 | A-122121-00 | Throttle Valve Lever | 1 |
| 183 | G-144183-02 | Lock Key | 1 |
| 184 | G-144184-00 | Lock Spring | 1 |
| B71 | SP-218 | Spring Pin | 1 |
| Following parts are used interchangeably to FG-50-1F, -2 and -2BF eliminating (201) for FG-50-1F, (372) (651) for FG-50-2 and (372) for FG-50-2BF. | | | |
| 201 | G-158201-01 | Housing | 1 |
| 207 | G-158207-00 | Rotor | 1 |
| 208 | G-106208-00 | Rotor Blade | 4 |
| 209 | G-106209-00 | Cylinder | 1 |
| (B31) | SP-26 | Spring Pin | 1 |
| 210 | G-106210-00 | Cylinder Upper Plate | 1 |
| 211 | G-158211-00 | Cylinder Lower Plate | 1 |
| 217 | G-106217-00 | Bearing Cover | 1 |
| 221 | G-158221-00 | Spindle Bearing Cover (side exhaust) | 1 |
| | G-158221-01 | Spindle Bearing Cover (front exhaust) | 1 |
| 229 | G-158229-00 | Bearing Spacer | 1 |
| 341 | G-144341-00 | Chuck Collar | 1 |
| 342 | G-144342-00 | Collet (6mm) | 1 |
| | G-144342-01 | Collet (1/4") | 1 |
| 343 | G-144343-00 | Collet Nut | 1 |
| 372 | G-158372-00 | Plastic Cover | 1 |
| 651 | W-106651-00 | Hanger | 1 |
| A01 | BB-626 | Ball Bearing | 1 |
| A02 | BB-6001ZZ | Ball Bearing | 1 |
| A51 | IR-81212.5 | Inner Race | 1 |
| H01 | K-32.512 | Key | 1 |
| OPTIONAL PART | | | |
| 347 | G-032347-00 | Collet Bushing (3mm) | 1 |
| | G-032347-03 | Collet Bushing (1/8") | 1 |

Ass'y No. denotes no. of the assembled parts comprising of more than 1 pc. of parts.

Specify parts number and quantity in ordering.

The related parts are shown in the thick frame.

■ Standard Accessories : F-105.....14mm Open-End Wrench 2.

Index Nos. 201 and 209 are supplied together with parts shown in ().