





USER MANUAL

DIE GRINDERS


MODELS : FG-25D-1, -1F,-2



FG-25D-1



FG-25D-1F



FG-25D-2

SPECIFICATIONS

Model	Collet Size		Capacity				Free Speed	Overall Length		Mass		Max. Air Consumption		Air Inlet Thread Size	Air Hose Size	
			Grinding Wheel		Burr Head											
	mm	in	mm	in	mm	in	min ⁻¹	mm	in	kg	lb	Nm ³ /min	Nft ³ /min	in	mm	in
FG-25D-1	6	1/4	25	1	13	1/2	24,000	198	7 25/32	0.75	1.6	0.4	14.1	PTor NPT 1/4	9.5	3/8
FG-25D-1F	6	1/4	25	1	13	1/2	24,000	198	7 25/32	0.75	1.6	0.4	14.1	PTor NPT 1/4	9.5	3/8
FG-25D-2	6	1/4	25	1	13	1/2	24,000	202	7 31/32	0.78	1.7	0.4	14.1	PTor NPT 1/4	9.5	3/8

The performance figures are at 0.63MPa (6.3bar).



Refer to "The Instructions and Warning for Safety Use" enclosed in each tool box.

FUJI AIR TOOLS CO.,LTD.

2-1-14, Kamiji, Higashinari-ku, Osaka 537-0003, Japan

Tel : (06) 6972-2335

Fax : (06) 6972-2250

BOLT & NUT SETTERS
SCREW DRIVERS

ABRASIVE TOOLS

DRILLS · TAPPERS

PERCUSSION TOOLS

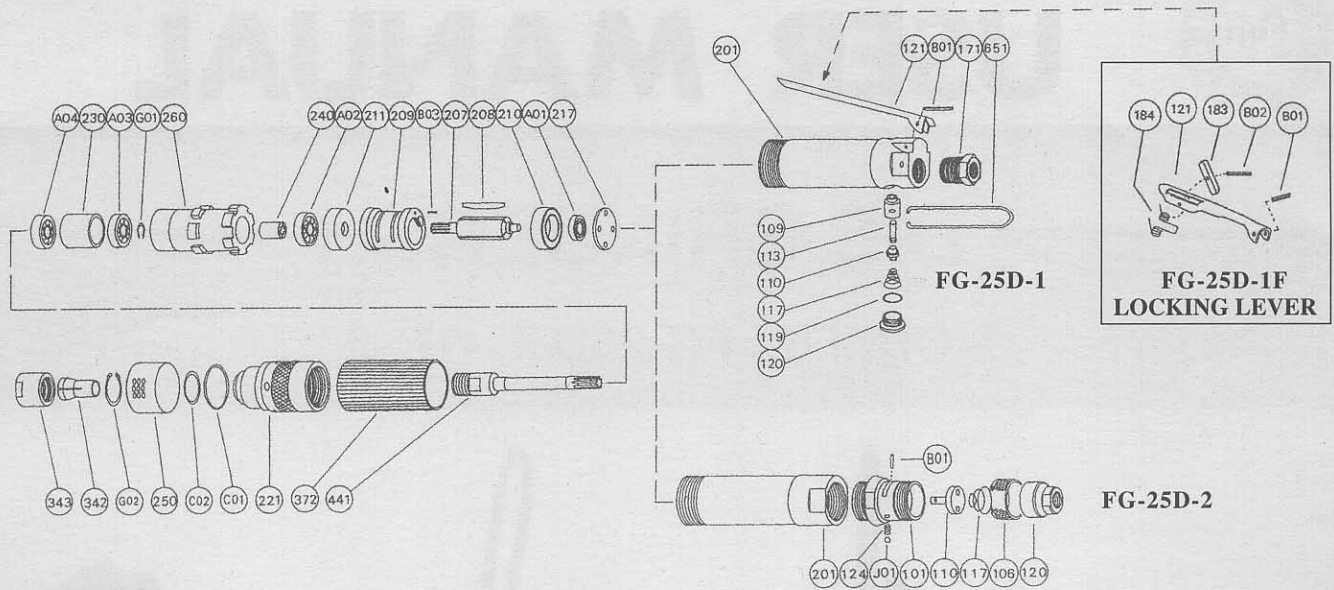
AIR MOTORS & OTHERS

OTHER PRODUCTS



PARTS LIST MODEL : FG-25D-1, -1F, -2

EXPLODED VIEW



PARTS LIST

Index No.	Parts No.	Parts Name	Qt.
FG-25D-1			
Ass'y No.	G-108006-00	Housing Ass'y <PT>	
Ass'y No.	G-108006-03	Housing Ass'y <NPT>	
201	G-108006-50	Housing	1
(109)	G-106109-00	Throttle Valve Bushing	1
117	G-105117-00	Throttle Valve Spring	1
119	G-028119-00	T.V. Cover Packing	1
120	G-028120-00	Throttle Valve Cover	1
121	G-028121-00	Throttle Valve Lever	1
171	IB-3020S0	Inlet Bushing <PT>	1
	IB-302NS0	Inlet Bushing <NPT>	1
B01	SP-320	Spring Pin	1
Ass'y No.	G-028008-00	Throttle Valve Rod Ass'y	
110	H-001110-02	Throttle Valve	1
113	G-028113-00	Throttle Valve Rod	1
FG-25D-1F			
Ass'y No.	G-108006-02	Housing Ass'y <PT>	
Ass'y No.	G-108006-04	Housing Ass'y <NPT>	
201	G-108006-50	Housing	1
(109)	G-106109-00	Throttle Valve Bushing	1
117	G-105117-00	Throttle Valve Spring	1
119	G-028119-00	T.V. Cover Packing	1
120	G-028120-00	Throttle Valve Cover	1
121	G-028121-00	Throttle Valve Lever	1
171	IB-3020S0	Inlet Bushing <PT>	1
	IB-302NS0	Inlet Bushing <NPT>	1
B01	SP-320	Spring Pin	1
Ass'y No.	G-028008-00	Throttle Valve Rod Ass'y	
110	H-001110-02	Throttle Valve	1
113	G-028113-00	Throttle Valve Rod	1
Ass'y No.	A-122019-01	Locking Lever Ass'y	
121A	A-122121-00	Throttle Valve Lever	1
183	G-144183-02	Lock Key	1
184	G-144184-00	Lock Spring	1
B02	SP-218	Spring Pin	1
FG-25D-2			
Ass'y No.	G-105001-00	Housing Cover Ass'y <PT>	
Ass'y No.	G-105001-01	Housing Cover Ass'y <NPT>	
101	G-105101-00	Housing Cover	1

Index No.	Parts No.	Parts Name	Qt.
106	G-005106-00	Throttle Valve Handle	1
110	G-005110-00	Throttle Valve	1
117	G-042117-00	Throttle Valve Spring	1
120	G-005120-00	Throttle Valve Cover <PT>	1
	G-005120-01	Throttle Valve Cover <NPT>	1
124	G-005124-00	Knock Spring	1
B01	NR-316.8	Needle Roller	1
J01	B-3	Ball	1
FG-25D-1, -1F, -2			
201	G-108201-01	Housing	1
207	G-108207-00	Rotor	1
208	G-108208-00	Rotor Blade	4
209	G-108209-00	Cylinder	1
(B03)	SP-26	Spring Pin	1
210	G-108210-00	Cylinder Upper Plate	1
211	G-108211-00	Cylinder Lower Plate	1
217	G-108217-00	Bearing Cover	1
221	G-108221-00	Spring Bearing Cover	1
230	G-106230-00	Bearing Spacer 	1
240	G-105240-00	Coupling	1
250	G-108250-00	Exhaust Cover	1
260	G-108260-00	Bearing Case	1
342	G-028342-07	Collet <6mm>	1
343	G-105343-00	Collet Nut	1
372	G-108372-00	Plastic Cover	1
441	G-106441-00	Spindle 	1
651	G-028651-00	Hanger <Horizontal>	1
A01	BB-606	Ball Bearing	1
A02	BB-627	Ball Bearing	1
A03	BB-608MN	Ball Bearing	2
C01	O-S30	"O" Ring	1
C02	O-S20	"O" Ring	1
G01	SR-S6	Snap Ring	1
G02	SR-S20	Snap Ring	1
OPTIONAL PARTS			
342	G-028342-04	Collet <1/8>	1
	G-028342-05	Collet <3/16>	1
	G-028342-06	Collet <1/4>	1
	G-028342-08	Collet <3mm>	1

- Ass'y No. denotes the assembled parts comprising of more than 1 pc. of parts. The related parts are shown in the thick frame.
- #201 and 209 are supplied together with parts shown in ().
- Specify parts number and quantity in ordering.

- Standard Accessories : F-104.....12mm Open-End Wrench. 1.
- F-105.....14mm Open-End Wrench. 1.